




TOASTMASTERS PATHWAYS

— learning experience —



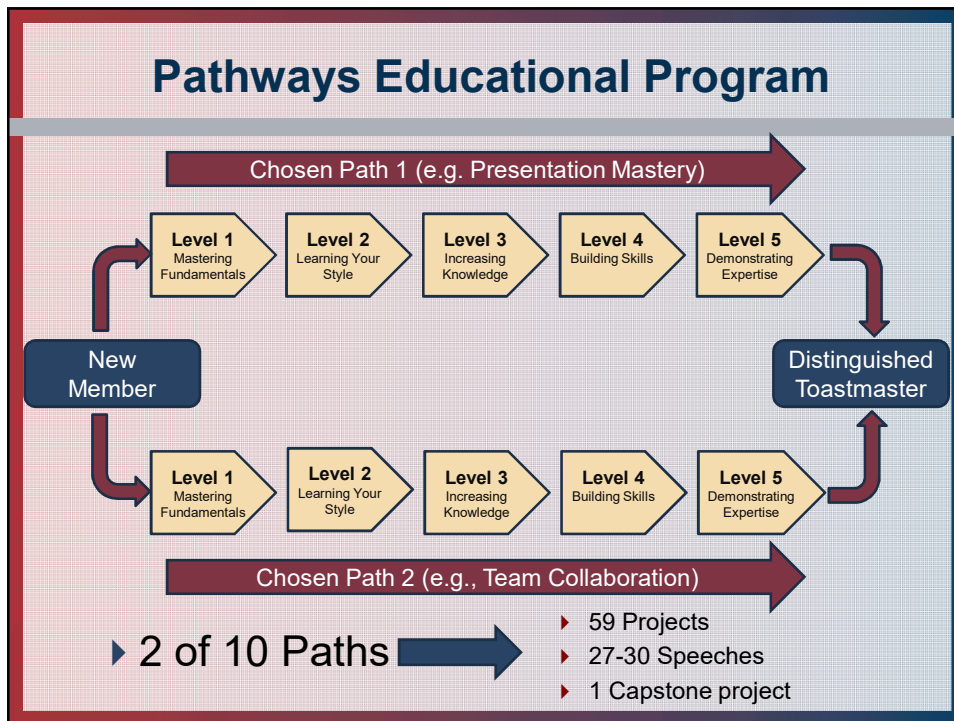
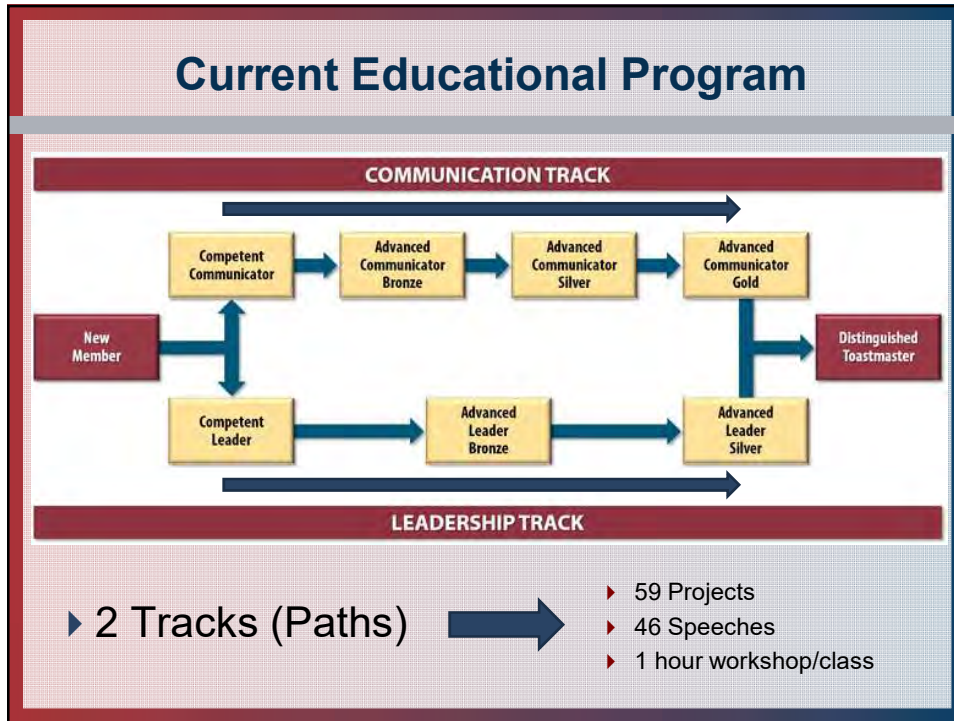
Toastmasters Learning Revitalized

- ▶ Competency-based
- ▶ High value (many options)
- ▶ Fun
- ▶ Customized to your needs
- ▶ Flexible
- ▶ Resource-rich
- ▶ Meaningful, effective evaluations



You Choose the Experience

- ▶ Tailored, self-paced learning
- ▶ Flexibility to choose experience
- ▶ Greater access to materials
- ▶ Expanded resources
- ▶ Real-world applicability



Paths develop Core Competencies

1
PUBLIC SPEAKING

2
INTERPERSONAL COMMUNICATION

3
STRATEGIC LEADERSHIP

4
MANAGEMENT

5
CONFIDENCE

10 Paths

The primary core competencies represented in each path are listed in order of emphasis under the path name.

<div style="margin-bottom: 10px;"> Dynamic Leadership <small>Build strategic leadership and conflict resolution skills</small> <div style="display: flex; justify-content: space-around; width: 100px; font-size: x-small;"> 1 2 3 5 </div> </div> <div style="margin-bottom: 10px;"> Effective Coaching <small>Build interpersonal communication, leadership and coaching skills</small> <div style="display: flex; justify-content: space-around; width: 100px; font-size: x-small;"> 1 2 4 5 </div> </div> <div style="margin-bottom: 10px;"> Innovative Planning <small>Build creative project management and communication skills</small> <div style="display: flex; justify-content: space-around; width: 100px; font-size: x-small;"> 1 4 2 5 </div> </div> <div style="margin-bottom: 10px;"> Leadership Development <small>Build communication and leadership skills</small> <div style="display: flex; justify-content: space-around; width: 100px; font-size: x-small;"> 1 2 4 5 </div> </div> <div> Motivational Strategies <small>Build motivational leadership and communication skills</small> <div style="display: flex; justify-content: space-around; width: 100px; font-size: x-small;"> 1 2 3 5 </div> </div>	<div style="margin-bottom: 10px;"> Persuasive Influence <small>Build skills to lead in complex situations</small> <div style="display: flex; justify-content: space-around; width: 100px; font-size: x-small;"> 1 3 2 5 </div> </div> <div style="margin-bottom: 10px;"> Presentation Mastery <small>Build public speaking skills</small> <div style="display: flex; justify-content: space-around; width: 100px; font-size: x-small;"> 1 5 </div> </div> <div style="margin-bottom: 10px;"> Strategic Relationships <small>Build networking, leadership and communication skills</small> <div style="display: flex; justify-content: space-around; width: 100px; font-size: x-small;"> 1 2 3 5 </div> </div> <div style="margin-bottom: 10px;"> Team Collaboration <small>Build collaborative leadership skills</small> <div style="display: flex; justify-content: space-around; width: 100px; font-size: x-small;"> 1 4 2 5 </div> </div> <div> Visionary Communication <small>Build innovative communication and leadership skills</small> <div style="display: flex; justify-content: space-around; width: 100px; font-size: x-small;"> 1 3 2 5 </div> </div>
--	---

<https://www.toastmasters.org/~media/C74952D666414797BE9B165B739B7CF9.ashx>


Levels and Project Types

LEVEL 1	LEVEL 2	LEVEL 3	LEVEL 4	LEVEL 5
Mastering Fundamentals	Learning Your Style	Increasing Knowledge	Building Skills	Demonstrating Expertise
"Ice Breaker" "Evaluation and Feedback" "Researching and Presenting"	Two required projects + "Introduction to Toastmasters Mentoring"	One required project + a minimum of two elective projects *Serve as Topicsmaster, Toastmaster and evaluator by the end of Level 3	One required project + a minimum of one elective project	One required project + a minimum of one elective project + "Reflect on Your Path"

More details can be found on the District 4 site:

<http://www.d4tm.org/index.php/pathways/paths-and-projects.html>

59 Projects



English
Simplified Chinese
Traditional Chinese
Japanese
Spanish
Portuguese
French
German
Arabic

Accessibility for
sight-impaired:
Phase 2

Badges and Awards



Evaluations

EVALUATION FORM

Make Connections Through Networking

Member Name _____ Date _____

Evaluator _____ Speech Length: 5 - 7 minutes

Speech Title

Purpose Statements

- The purpose of this project is for the member to develop and practice a personal strategy for building connections through networking.
- The purpose of this speech is for the member to share some aspect of his or her experience networking.

Notes for the Evaluator

During the completion of this project, the member attended a networking event.

About this speech:

- The member will deliver a well-organized speech that includes a story or stories about the networking experience, the value of networking, or some other aspect of his or her experience networking.
- This speech should not be a report on the contents of the "Make Connections Through Networking" project.

General Comments

You excelled at:

EVALUATION FORM - Make Connections Through Networking

For the evaluation of the member's speech, please use the following scale:

5	4	3	2	1
EXCELLENT	FAIRLY	AVERAGE	POOR	POOR

Clarity: speaker's language is clear and easily understood. (General)

5	4	3	2	1
----------	----------	----------	----------	----------

Vocal Variety: uses tone, speed, and volume as tools. (General)

5	4	3	2	1
----------	----------	----------	----------	----------

Vocal Variety: Uses tone, speed, and volume as tools Comment:

5	4	3	2	1
----------	----------	----------	----------	----------

Comfort Level: speaker is comfortable with the subject. (General)

5	4	3	2	1
----------	----------	----------	----------	----------

Interest: Engages audience with interesting, specific content. (General)

5	4	3	2	1
----------	----------	----------	----------	----------

Topic: Share interesting and personal experiences. (General)

5	4	3	2	1
----------	----------	----------	----------	----------

Page 2 of 3

EVALUATION CRITERIA

Make Connections Through Networking

This section offers specific goals and objectives for this section. Please review each level for help you complete the evaluation.

<p>Clarity</p> <p>5 – All communication is clear and concise</p> <p>4 – Uses an acronym, if using with the spoken word</p> <p>3 – Uses an acronym, if using with the spoken word</p> <p>2 – Uses an acronym, if using with the spoken word</p> <p>1 – Does not use an acronym, if using with the spoken word</p> <p>Vocal Variety</p> <p>5 – Uses the tools of tone, speed, and volume to perfection</p> <p>4 – Excels at using tone, speed, and volume as tools</p> <p>3 – Uses tone, speed, and volume as tools</p> <p>2 – Use of tone, speed, and volume requires further practice</p> <p>1 – Ineffective use of tone, speed, and volume</p> <p>Eye Contact</p> <p>5 – Maintains eye contact with the speaker and direct response</p> <p>4 – Uses eye contact to judge a speaker's level of knowledge</p> <p>3 – Frequently looks away from the speaker</p> <p>2 – Does not look directly at the speaker</p> <p>1 – Avoids eye contact with the speaker</p> <p>Gestures</p> <p>5 – Uses a variety of gestures with confidence and control</p> <p>4 – Uses physical actions and facial expressions in a professional manner</p> <p>3 – Uses physical actions and facial expressions in a professional manner</p> <p>2 – Does not use physical actions and facial expressions in a professional manner</p> <p>1 – Does not use physical actions and facial expressions in a professional manner</p> <p>Audience Awareness</p> <p>5 – Anticipates audience needs and adjusts content accordingly</p>	<p>4 – Fully aware of audience and adapts to audience needs</p> <p>3 – Fully aware of audience and adapts to audience needs</p> <p>2 – Fully aware of audience and adapts to audience needs</p> <p>1 – Fully aware of audience and adapts to audience needs</p> <p>Comfort</p> <p>5 – Appears comfortable and confident</p> <p>4 – Appears comfortable and confident</p> <p>3 – Appears comfortable and confident</p> <p>2 – Appears comfortable and confident</p> <p>1 – Appears uncomfortable and lacks confidence</p> <p>Interest</p> <p>5 – Fully engaged and interested in the speaker</p> <p>4 – Fully engaged and interested in the speaker</p> <p>3 – Fully engaged and interested in the speaker</p> <p>2 – Fully engaged and interested in the speaker</p> <p>1 – Does not appear engaged or interested in the speaker</p> <p>Topic</p> <p>5 – Fully engaged and interested in the speaker</p> <p>4 – Fully engaged and interested in the speaker</p> <p>3 – Fully engaged and interested in the speaker</p> <p>2 – Fully engaged and interested in the speaker</p> <p>1 – Does not appear engaged or interested in the speaker</p>
---	--

Vocal Variety

5 – Uses the tools of tone, speed, and volume to perfection

4 – Excels at using tone, speed, and volume as tools

3 – Uses tone, speed, and volume as tools

2 – Use of tone, speed, and volume requires further practice

1 – Ineffective use of tone, speed, and volume

© 2016 Toastmasters International. All rights reserved. This document is the property of Toastmasters International. No part of this document may be reproduced without the prior written permission of Toastmasters International. Page 3 of 9

PATHWAYS MENTOR PROGRAM



PATHWAYS MENTOR PROGRAM



INTRODUCTION TO TOASTMASTERS MENTORING



MENTORING





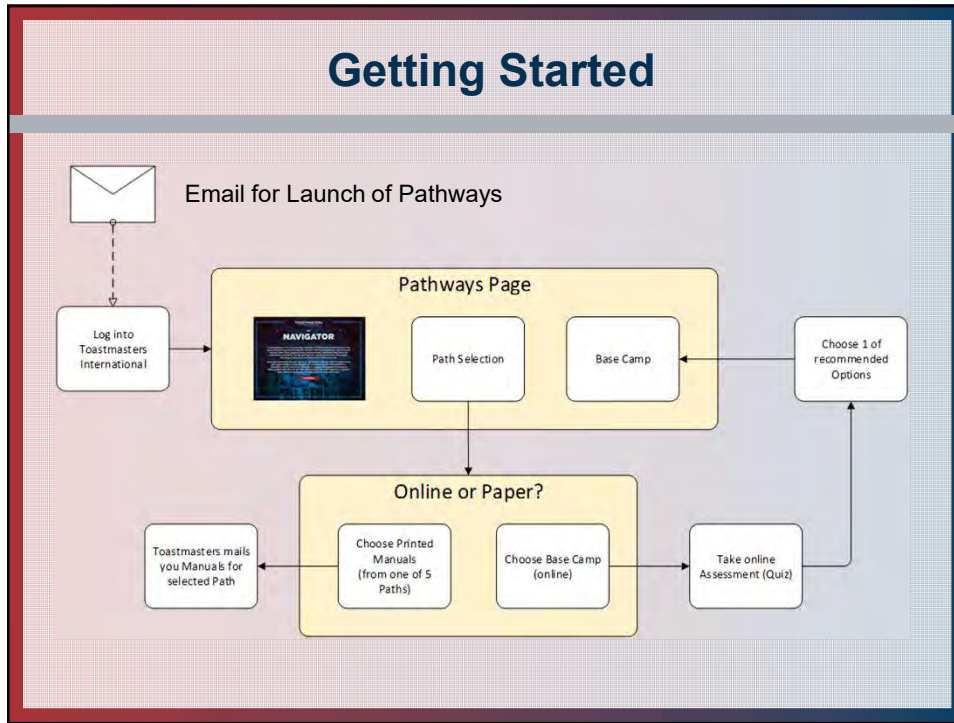
PREPARE TO MENTOR



ADVANCED MENTORING



Getting Started



Online or Print

CHOOSE YOUR PATH

The first step in Pathways is to take the Pathways Assessment. This simple assessment will help you identify your interests and goals, and recommend the path that best fits your resources. You may be surprised and excited by the results!

Pathways is available online through Base Camp or in printed materials. View the comparison below to help you decide which choice is best for you. It will be available in the following languages: Arabic, French, German, Japanese, Portuguese, Simplified Chinese, Spanish and Traditional Chinese.

Recommended		
Base Camp	\$20	Printed Materials \$45 <small>(Includes \$25 materials fee)</small>
<ul style="list-style-type: none"> 10 paths in English and eight other languages* Customized path recommendation based on your Pathways Assessment results Engaging videos, interactive activities and quizzes A unique evaluation resource for each project that can be completed and stored electronically Opportunity to earn and give digital badges Ability to share feedback online <small>*If you don't see a path in your language other than English, it is highly recommended that you use Base Camp. That way, you can choose from all 10 paths at no extra cost.</small>	<ul style="list-style-type: none"> Five paths in English Two paths available in eight languages A unique evaluation resource for each project Full-color, professionally bound materials Stacked shipping (with applicable fees) <small>Note: You'll need to take the Pathways Assessment on-line before you can purchase.</small>	<p>Purchase Base Camp</p> <p>Purchase Printed Materials</p>

TOASTMASTERS
PATHWAYS
— learning experience —

Assessment

Answer the following questions to identify the path that best meets your personal and professional development goals. Your answers will remain confidential.

Select Assessment Language

🔒 Your answers will remain completely confidential

Start

0% Complete

Select three topics you are interested in learning about from the list below.

- Public Speaking
- Coaching
- Speech Writing
- Project Planning
- Leadership
- Negotiation
- Networking
- Change Management
- Time Management
- Motivating Others
- Interpersonal Communication

Next

58% Complete ✕

I feel relaxed while giving a speech.

Strongly
Disagree

Disagree

Unsure

Agree

Strongly
Agree

Next


| RECOMMENDED PATHS

When you purchase a path in Pathways, a new shopping cart will be created. Any previous items in your shopping cart will be saved and restored once your Pathways purchase is complete.

Select a language

English (United States) ▾


Best Match



Dynamic Leadership

This path helps you build your skills as a strategic leader and negotiator. You will work through projects that focus on understanding leadership and communication styles, the effect of conflict on a group and the skills needed to defuse and direct conflict. Each project also emphasizes the development of strategies to facilitate change in an organization or group, interpersonal communication and public speaking. The Dynamic Leadership path culminates in a project focused on applying your leadership skills.


Choose this path



Persuasive Influence

This path helps you build your skills as a persuasive communicator and leader. You will work through projects that focus on how to negotiate a positive outcome while building strong interpersonal communication and public speaking skills. Each project emphasizes the development of leadership skills for complex situations and how to create innovative solutions to solve challenges. The Persuasive Influence path culminates in a "High Performance Leadership" project of your design. Not available in printed materials.

Choose this path



Effective Coaching

This path helps you build your skills as a positive communicator, leader and coach. You will work through projects that focus on understanding and building consensus, contributing to the development of others by coaching and establishing strong public speaking skills. Each project emphasizes the importance of effective interpersonal communication. The Effective Coaching path culminates in a "High Performance Leadership" project of your design. Not available in printed materials.

Choose this path

Additional Paths ▾

Additional Paths ^

Dynamic Leadership

This path helps you build your skills as a strategic leader and negotiator.

[Read More](#)

Motivational Strategies

This path helps you build your skills as a powerful and effective communicator. Not available in printed materials.

[Read More](#)

Persuasive Influence

This path helps you build your skills as a persuasive communicator and leader. Not available in printed materials.

[Read More](#)

Presentation Mastery

You cannot purchase this path at this time. This path is currently in progress on your Base Camp transcript.

[Read More](#)

Strategic Relationships

This path helps you build your skills as a leader in communication.

[Read More](#)

Team Collaboration

This path helps you build your skills as a collaborative leader.

[Read More](#)

Visionary Communication

This path helps you build your skills as a strategic communicator and leader. Not available in printed materials.

[Read More](#)

I START PATHWAYS

Welcome to Pathways! This unique learning experience will challenge and inspire you to reach new heights both personally and professionally. Begin by looking at *The Navigator*, which includes essential information about Toastmasters and Pathways, and then find the path that's right for you in the Choose your path tile or explore the Pathways Base Camp tile.

The Navigator

View *The Navigator* to guide you through each step of your journey. Refer to it to support your progress and to answer your questions along the way.

[Launch The Navigator](#)

Choose your path

What are your interests and goals, and how will you achieve them? Pathways will take you in any direction you want to go.

As a club officer, you can order a path for yourself or for other members:

Yourself

Another Member

[Continue to Path Selection](#)

Pathways Base Camp

Base Camp is your online gateway to Pathways and where to access your path once you've enrolled. It tracks your progress and gives you a chance to connect online with other members of your club.

Select your club

Sunrise Toastmasters

[Log In as a member](#)

[Log In as Base Camp Manager](#)

REACHING YOUR CURRENT EDUCATION GOALS

TOASTMASTERS INTERNATIONAL

THE
NAVIGATOR

Congratulations! You are officially a member of Toastmasters International. You have joined an organization that for decades has helped people across the world conquer their fears, improve their communication and leadership skills and build their confidence. You are now part of a global community of members working to reach their personal and professional goals.

Each day, thousands of people go to Toastmasters meetings held in communities and organizations around the globe. A club meeting isn't structured like a classroom with an instructor. Instead, it's a supportive group environment where people with diverse skill sets and backgrounds come together to practice their skills and exchange valuable feedback with each other.

CONTINUE

Pathways Doesn't Change the Club Meeting


	Today	With Pathways
Your club meeting has an agenda, meeting roles and speeches	✓	✓
You sign up for a speech and receive an evaluation	✓	✓+ Access and store speech evaluations online
Club members support you and give feedback	✓	✓+ Feedback is also available online through Base Camp
You receive recognition	✓	✓+ Receive digital badges and certificates through Base Camp
The Ice Breaker is your first speech	✓	✓
The VPE tracks your progress	✓	✓
Speeches last 5-7 minutes	✓	✓
Learn 68 competencies	✓	✓+ Learn more than 300 competencies
One communication track, one leadership track	✓	✓+ 10 different learning paths tailored to you

Distinguished Club Program

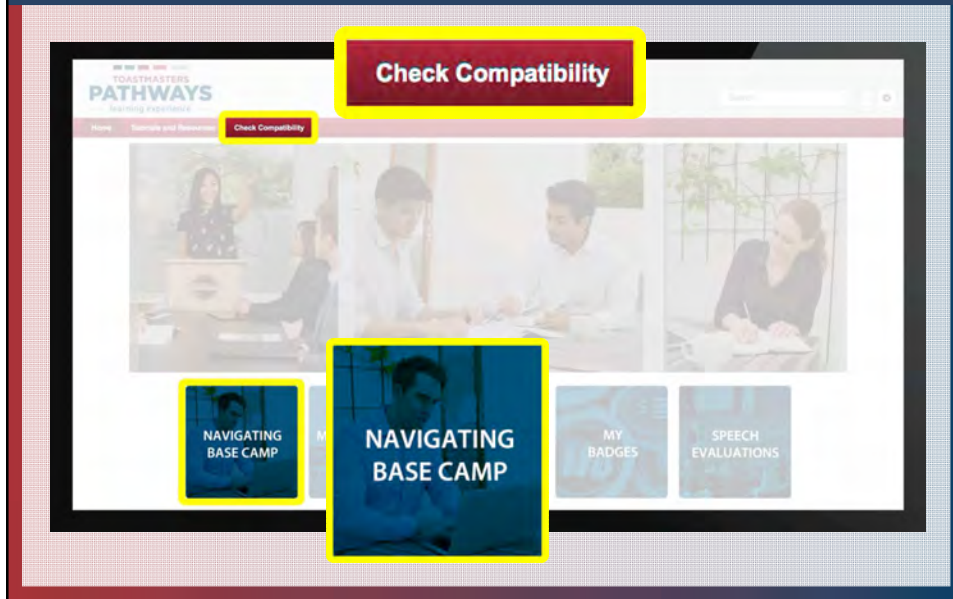
EDUCATION (SELECT 6 OF 12 GOALS)

- | | |
|--|---|
| <input type="checkbox"/> Two CC awards | <input type="checkbox"/> Four Level 1's |
| <input type="checkbox"/> Two more CC's | <input type="checkbox"/> Two Level 2's |
| <input type="checkbox"/> One ACB, ACS or ACG award | <input type="checkbox"/> Two more Level 2's |
| <input type="checkbox"/> One more ACB, ACS or ACG | <input type="checkbox"/> Two Level 3's |
| <input type="checkbox"/> One CL, ALB, ALS or DTM award | <input type="checkbox"/> One Level 4 |
| <input type="checkbox"/> One more CL, ALB, ALS or DTM | <input type="checkbox"/> One Level 5 |

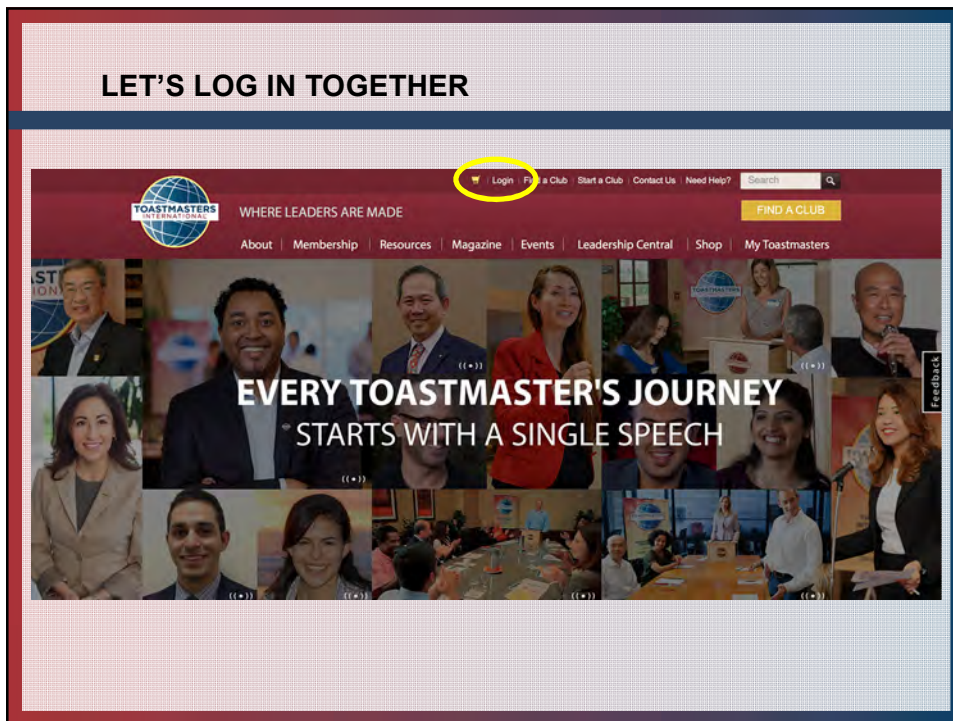
How to Get Started (rollout kit)



OTHER HELPFUL TIPS



LET'S LOG IN TOGETHER



Local Support Team

- ▶ District
 - District Leadership Team
 - Chief Ambassador
 - Ambassadors
 - Pathways Guides
- ▶ Club
 - VP Education
 - President
 - Secretary

