

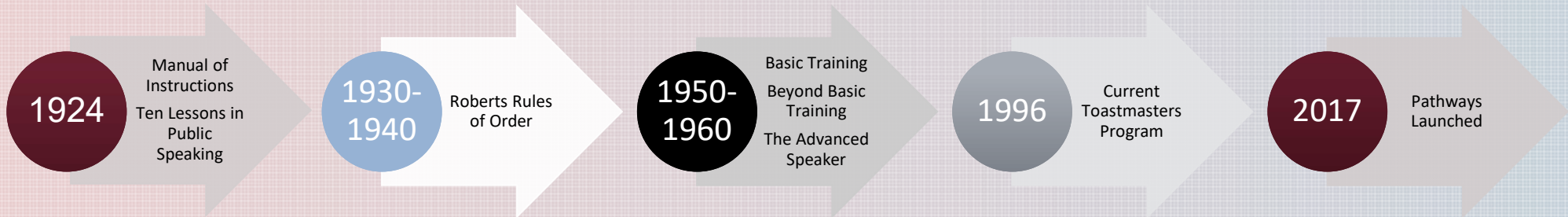


TOASTMASTERS

PATHWAYS

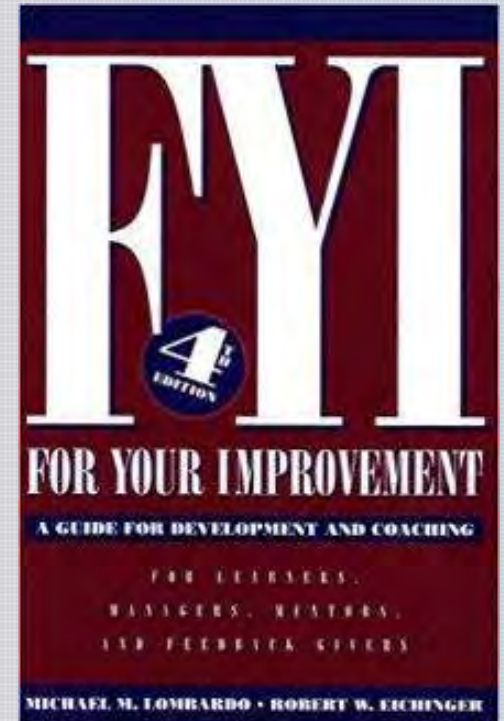
— learning experience —

Education in Toastmasters



Toastmasters Learning Revitalized

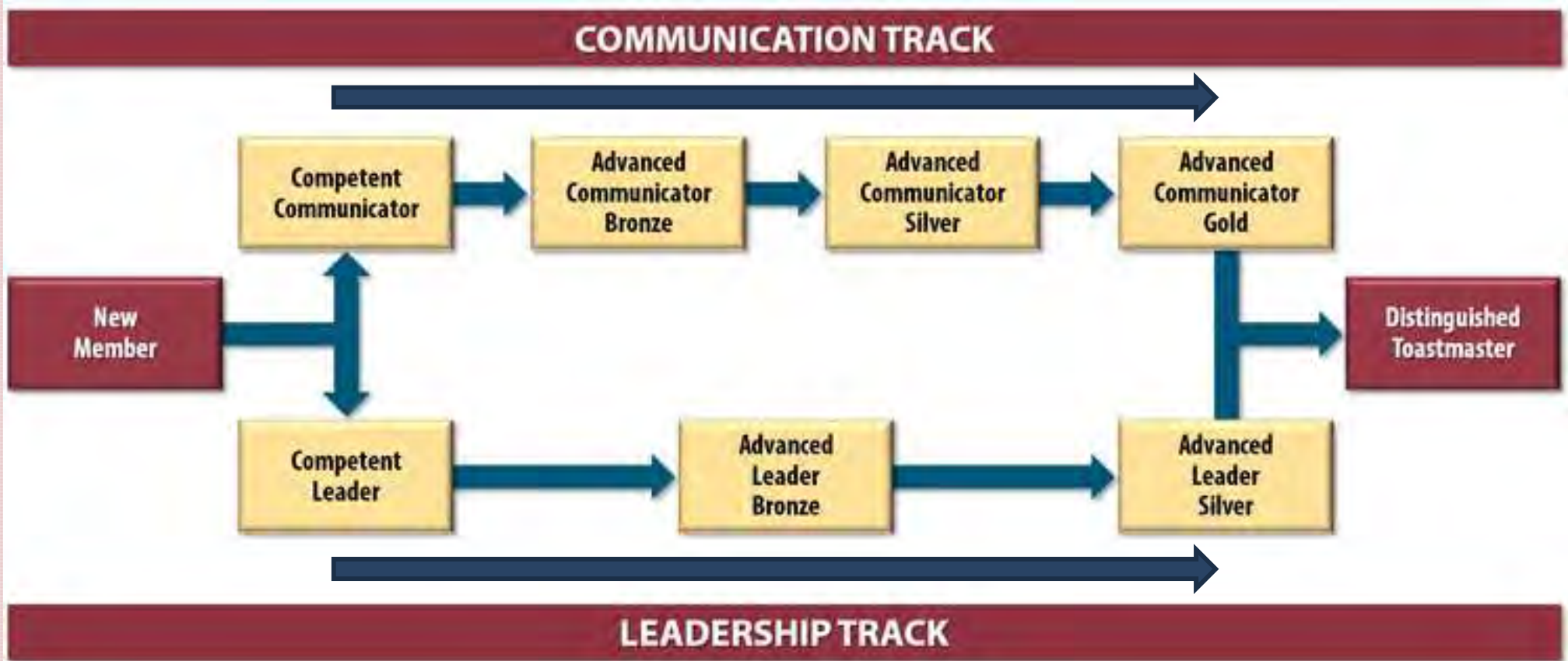
- ▶ Competency-based
- ▶ High value (many options)
- ▶ Fun
- ▶ Customized to your needs
- ▶ Flexible
- ▶ Resource-rich
- ▶ Meaningful, effective evaluations



You Choose the Experience

- ▶ Tailored, self-paced learning
- ▶ Flexibility to choose experience
- ▶ Greater access to materials
- ▶ Expanded resources
- ▶ Real-world applicability

Current Educational Program



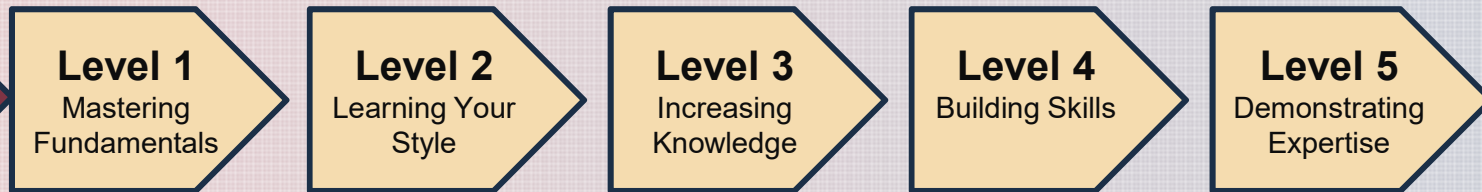
▶ 2 Tracks (Paths)



- ▶ 59 Projects
- ▶ 46 Speeches
- ▶ 1 hour workshop/class

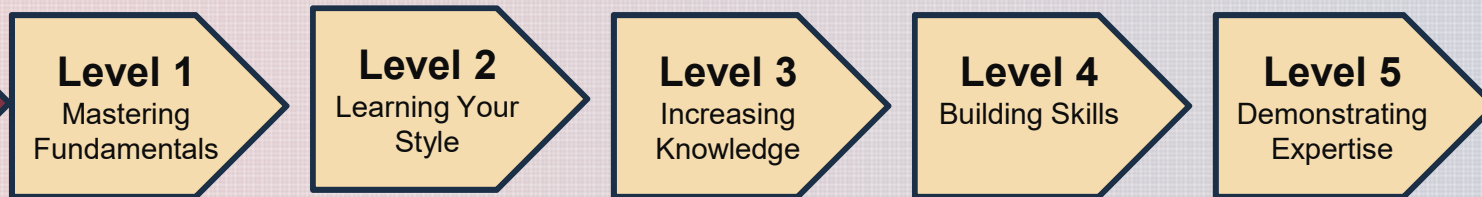
Pathways Educational Program

Chosen Path 1 (e.g. Presentation Mastery)



New Member

Distinguished Toastmaster



Chosen Path 2 (e.g., Team Collaboration)

▶ 2 of 10 Paths

- ▶ 59 Projects
- ▶ 27-30 Speeches
- ▶ 1 Capstone project

Paths develop Core Competencies

1 PUBLIC SPEAKING
2 INTERPERSONAL COMMUNICATION
3 STRATEGIC LEADERSHIP
4 MANAGEMENT
5 CONFIDENCE

10 Paths

The primary core competencies represented in each path are listed in order of emphasis under the path name.

<div style="margin-bottom: 10px;">  <p>Dynamic Leadership <i>Build strategic leadership and conflict resolution skills</i></p> <p style="text-align: center;"> 1 2 3 5 </p> </div> <div style="margin-bottom: 10px;">  <p>Effective Coaching <i>Build Interpersonal communication, leadership and coaching skills</i></p> <p style="text-align: center;"> 1 2 4 5 </p> </div> <div style="margin-bottom: 10px;">  <p>Innovative Planning <i>Build creative project management and communication skills</i></p> <p style="text-align: center;"> 1 4 2 5 </p> </div> <div style="margin-bottom: 10px;">  <p>Leadership Development <i>Build communication and leadership skills</i></p> <p style="text-align: center;"> 1 2 4 5 </p> </div> <div>  <p>Motivational Strategies <i>Build motivational leadership and communication skills</i></p> <p style="text-align: center;"> 1 2 3 5 </p> </div>	<div style="margin-bottom: 10px;">  <p>Persuasive Influence <i>Build skills to lead in complex situations</i></p> <p style="text-align: center;"> 1 3 2 5 </p> </div> <div style="margin-bottom: 10px;">  <p>Presentation Mastery <i>Build public speaking skills</i></p> <p style="text-align: center;"> 1 5 </p> </div> <div style="margin-bottom: 10px;">  <p>Strategic Relationships <i>Build networking, leadership and communication skills</i></p> <p style="text-align: center;"> 1 2 3 5 </p> </div> <div style="margin-bottom: 10px;">  <p>Team Collaboration <i>Build collaborative leadership skills</i></p> <p style="text-align: center;"> 1 4 2 5 </p> </div> <div>  <p>Visionary Communication <i>Build innovative communication and leadership skills</i></p> <p style="text-align: center;"> 1 3 2 5 </p> </div>
---	--

Levels and Project Types

LEVEL 1 Mastering Fundamentals	LEVEL 2 Learning Your Style	LEVEL 3 Increasing Knowledge	LEVEL 4 Building Skills	LEVEL 5 Demonstrating Expertise
"Ice Breaker" "Evaluation and Feedback" "Researching and Presenting"	Two required projects + "Introduction to Toastmasters Mentoring"	One required project + a minimum of two elective projects *Serve as Topicsmaster, Toastmaster and evaluator by the end of Level 3	One required project + a minimum of one elective project	One required project + a minimum of one elective project + "Reflect on Your Path"

More details can be found on the District 4 site:

<http://www.d4tm.org/index.php/pathways/paths-and-projects.html>

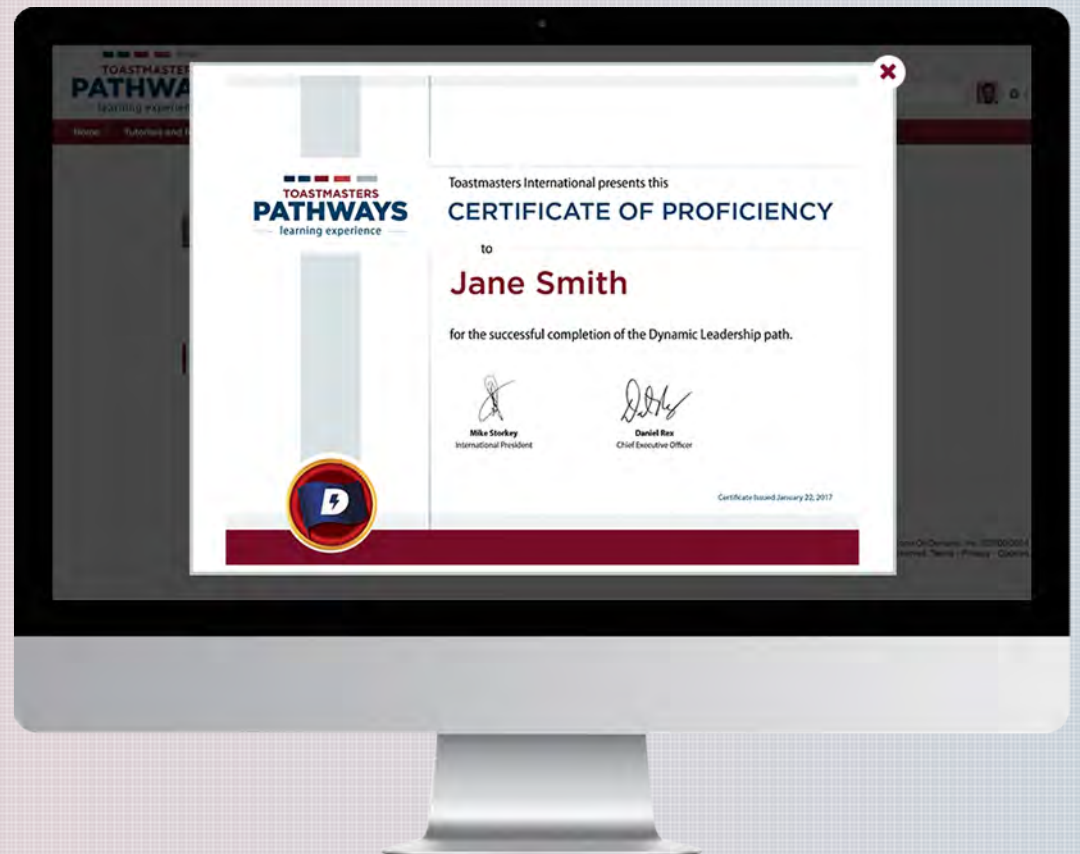
59 Projects



English
Simplified Chinese
Traditional Chinese
Japanese
Spanish
Portuguese
French
German
Arabic

Accessibility for
sight-impaired:
Phase 2

Badges and Awards



Evaluations

EVALUATION FORM

Make Connections Through Networking

Member Name _____ Date _____

Evaluator _____ Speech Length: 5 - 7 minutes

Speech Title _____

Purpose Statements

- The purpose of this project is for the member to develop and practice a personal strategy for building connections through networking.
- The purpose of this speech is for the member to share some aspect of his or her experience networking.

Notes for the Evaluator

During the completion of this project, the member attended a networking event.

About this speech:

- The member will deliver a well-organized speech that includes a story or stories about the networking experience, the value of networking, or some other aspect of his or her experience networking.
- This speech should not be a report on the content of the "Make Connections Through Networking" project.

General Comments

You excelled at:

EVALUATION FORM – Make Connections Through Networking

For feedback, please check your own or a peer's evaluation of how you provide the form:

5	4	3	2	1
EXEMPLARY	EXCEL	ACCOMPLISHED	EMERGING	DEVELOPING

Clarity: spoken language clear and easily understood

Comment:

5	4	3	2	1
---	---	---	---	---

Vocal Variety: uses tone, speed, and volume as tools

Comment:

5	4	3	2	1
---	---	---	---	---

Eye Contact: gives and receives eye contact as needed

Comment:

Vocal Variety: Uses tone, speed, and volume as tools

Comment:

5	4	3	2	1
---	---	---	---	---

and needs

5	4	3	2	1
---	---	---	---	---

Comfort Level: Appears comfortable with the audience

Comment:

5	4	3	2	1
---	---	---	---	---

Interest: Engages audience with interesting and pertinent content

Comment:

5	4	3	2	1
---	---	---	---	---

Topic: Shares some aspect of personal experience/relevant

Comment:

5	4	3	2	1
---	---	---	---	---



EVALUATION CRITERIA

Make Connections Through Networking

This chart lists the specific goals and expectations for the speaker. Please review each level to help you complete the evaluation.

Clarity

- 5 – Each exemplar is a great example and is always understood
- 4 – Speaks so clearly that using the spoken word
- 3 – Spoken language is clear and readily understood
- 2 – Spoken language is clear but unclear or small portions understood
- 1 – Spoken language is unclear or easily understood

Vocal Variety

- 5 – Full use of tone, speed, and volume as tools as needed
- 4 – Excels at using tone, speed, and volume as tools
- 3 – Uses tone, speed, and volume as tools
- 2 – Use of tone, speed, and volume requires further practice
- 1 – Ineffective use of tone, speed, and volume

Eye Contact

- 5 – Uses eye contact to engage and connect with all in audience
- 4 – Uses eye contact to engage audience readily and effectively
- 3 – Effectively uses eye contact to engage audience
- 2 – Uses eye contact to engage audience somewhat
- 1 – Makes little or no eye contact with audience

Gestures

- 5 – Effectively uses physical gestures with audience to emphasize important points
- 4 – Uses physical gestures to emphasize important points
- 3 – Uses physical gestures effectively
- 2 – Uses some physical gestures or limited gestures
- 1 – Uses very few or no physical gestures

Audience Awareness

- 5 – Engages audience on a personal level and addresses audience needs

- 4 – Is fully aware of audience or opportunity needs and responsive to needs
- 3 – Demonstrates awareness of audience and opportunity needs
- 2 – Audience aware of speaker's needs
- 1 – Not aware of audience or opportunity needs

Comfort

- 5 – Appears comfortable
- 4 – Appears comfortable
- 3 – Appears comfortable
- 2 – Appears comfortable
- 1 – Appears uncomfortable

Interest

- 5 – Fully engaged and interested
- 4 – Highly engaged and interested
- 3 – Engaged and interested with some examples of successful delivery
- 2 – Content is interesting but not well constructed or poorly constructed and not interesting
- 1 – Content is neither interesting nor well constructed

Topic

- 5 – Fully aware of and speaks about some aspect of experience in networking
- 4 – Fully aware of and speaks about some aspect of experience in networking
- 3 – Speaks about some aspect of experience in networking
- 2 – Mentions some aspect of experience in networking but does not fully address it
- 1 – Speaks on a topic other than personal experience in networking

Vocal Variety

- 5 – Uses the tools of tone, speed, and volume to perfection
- 4 – Excels at using tone, speed, and volume as tools
- 3 – Uses tone, speed, and volume as tools
- 2 – Use of tone, speed, and volume requires further practice
- 1 – Ineffective use of tone, speed, and volume



PATHWAYS MENTOR PROGRAM



PATHWAYS MENTOR PROGRAM

Prepare to Mentor
Mentoring
Advanced Mentoring



INTRODUCTION TO TOASTMASTERS MENTORING

LEVEL 2 PROJECT



MENTORING

LEVEL 4 PROJECT



PREPARE TO MENTOR

LEVEL 3 PROJECT

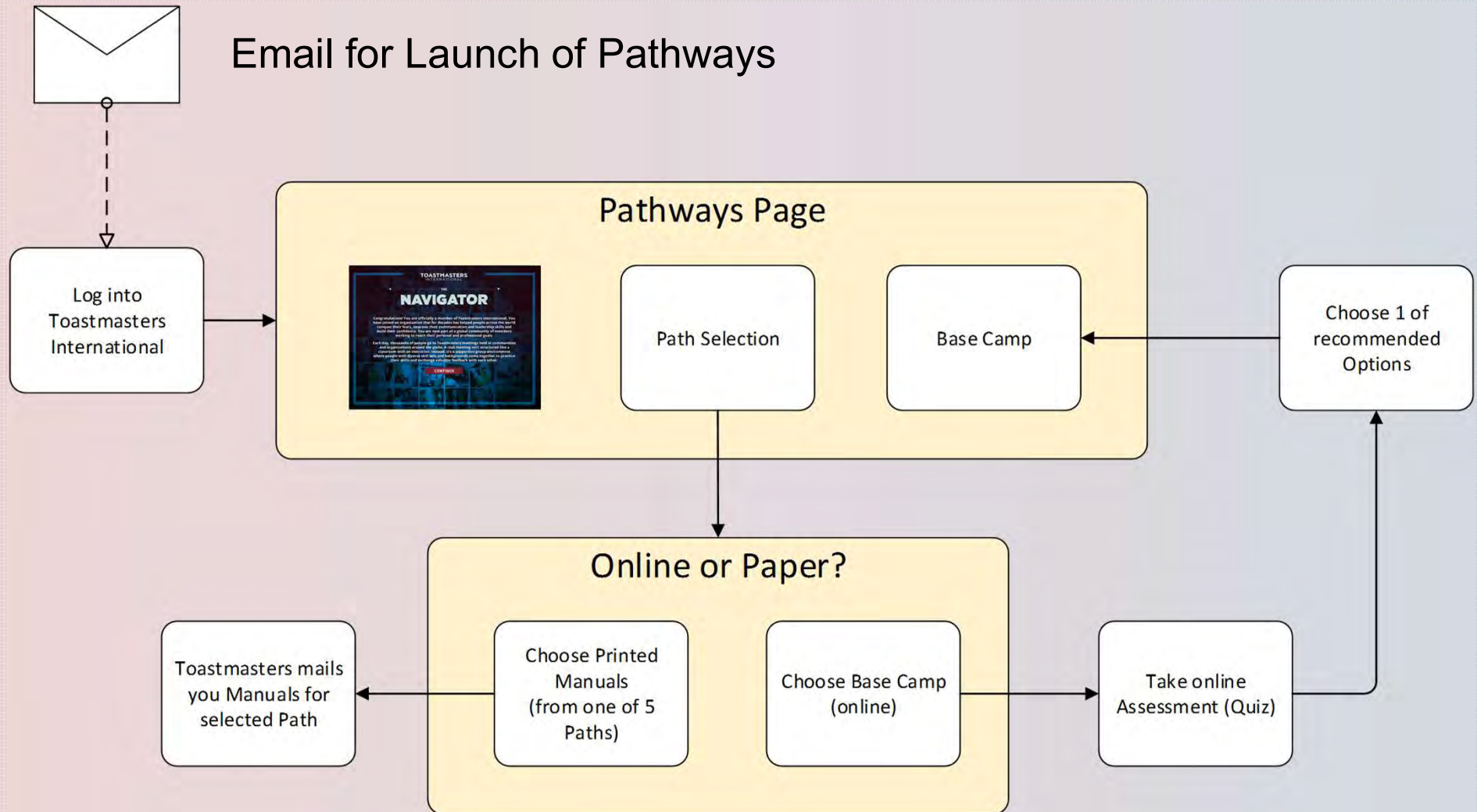


ADVANCED MENTORING

LEVEL 5 PROJECT



Getting Started



Online or Print

The screenshot shows the Toastmasters International website's Pathways section. At the top, there is a navigation bar with the Toastmasters logo, the tagline 'WHERE LEADERS ARE MADE', and user information for 'Welcome, Brian'. A search bar and a 'FIND A CLUB' button are also present. Below the navigation bar, there are links for 'Home', 'Welcome to Pathways', and 'Purchase a Pathway'. The main heading is 'CHOOSE YOUR PATH'. The text explains that the first step is a Pathways Assessment and that the assessment is available online through Base Camp or in printed materials. Two options are presented: 'Base Camp' for \$20 and 'Printed Materials' for \$45 (including a \$25 materials fee). Each option lists its benefits and includes a 'Purchase' button. A 'Feedback' button is located on the right side of the page.

TOASTMASTERS INTERNATIONAL WHERE LEADERS ARE MADE

Welcome, Brian Logout Contact Us Search

FIND A CLUB

About | Education | Membership | Leadership Central | Resources | About | Events | Shop

Home Welcome to Pathways Purchase a Pathway

CHOOSE YOUR PATH

The first step in Pathways is to take the Pathways Assessment. This simple assessment will help you identify your interests and goals, and recommend the path that best fits your responses. You may be surprised and excited by the results!

Pathways is available online through Base Camp or in printed materials. View the comparison below to help you decide which choice is best for you. It will be available in the following languages: Arabic, French, German, Japanese, Portuguese, Simplified Chinese, Spanish and Traditional Chinese.

Recommended

Base Camp \$20

Base Camp is your online gateway to Pathways. Embarking on your Pathways journey through Base Camp is recommended because it offers full access to the Pathways learning experience and includes:

- ▶ 10 paths in English and eight other languages*
- ▶ Customized path recommendation based on your Pathways Assessment results
- ▶ Engaging videos, interactive activities and quizzes
- ▶ A unique evaluation resource for each project that can be completed and stored electronically
- ▶ Opportunity to earn and give digital badges
- ▶ Ability to share feedback online

*If you plan to work on a path in any language other than English, it is highly recommended that you use Base Camp. This way, you can choose from all 18 paths as opposed to two.

Purchase Base Camp

Printed Materials \$45

(includes \$25 materials fee)

Select paths are available in print. Although you will have the resources you need to complete your path, your experience and path options are limited when compared to Base Camp. Choosing printed materials offers only partial access to the Pathways learning experience and includes:

- ▶ Five paths in English
- ▶ Two paths available in eight languages
- ▶ A unique evaluation resource for each project
- ▶ Full-color, professionally bound materials
- ▶ Standard shipping (with applicable fees)

Note: You will not be able to take the Pathways Assessment or have access to your path online.

Purchase Printed Materials


Feedback



Assessment

Answer the following questions to identify the path that best meets your personal and professional development goals. Your answers will remain confidential.

Select Assessment Language ▼

 Your answers will remain completely confidential

Start

0% Complete



Select three topics you are interested in learning about from the list below.

- | | |
|---|---|
| <input checked="" type="checkbox"/> Public Speaking | <input type="checkbox"/> Networking |
| <input type="checkbox"/> Coaching | <input type="checkbox"/> Change Management |
| <input type="checkbox"/> Speech Writing | <input type="checkbox"/> Time Management |
| <input type="checkbox"/> Project Planning | <input checked="" type="checkbox"/> Motivating Others |
| <input type="checkbox"/> Leadership | <input checked="" type="checkbox"/> Interpersonal Communication |
| <input type="checkbox"/> Negotiation | |

Next

58% Complete



I feel relaxed while giving a speech.



Strongly

Disagree



Disagree



Unsure



Agree



Strongly

Agree

Next

| RECOMMENDED PATHS

When you purchase a path in Pathways, a new shopping cart will be created. Any previous items in your shopping cart will be saved and restored once your Pathways purchase is complete.

Select a language

English (United States)

Best Match



Dynamic Leadership

This path helps you build your skills as a strategic leader and negotiator. You will work through projects that focus on understanding leadership and communication styles, the effect of conflict on a group and the skills needed to defuse and direct conflict. Each project also emphasizes the development of strategies to facilitate change in an organization or group, interpersonal communication and public speaking. The Dynamic Leadership path culminates in a project focused on applying your leadership skills.

Choose this path



Persuasive Influence

This path helps you build your skills as a persuasive communicator and leader. You will work through projects that focus on how to negotiate a positive outcome while building strong interpersonal communication and public speaking skills. Each project emphasizes the development of leadership skills for complex situations and how to create innovative solutions to solve challenges. The Persuasive Influence path culminates in a "High Performance Leadership" project of your design. Not available in printed materials.

Choose this path



Effective Coaching

This path helps you build your skills as a positive communicator, leader and coach. You will work through projects that focus on understanding and building consensus, contributing to the development of others by coaching and establishing strong public speaking skills. Each project emphasizes the importance of effective interpersonal communication. The Effective Coaching path culminates in a "High Performance Leadership" project of your design. Not available in printed materials.

Choose this path

Additional Paths



Additional Paths



Dynamic Leadership

This path helps you build your skills as a strategic leader and negotiator.

[Read More](#)

Motivational Strategies

This path helps you build your skills as a powerful and effective communicator. Not available in printed materials.

[Read More](#)

Persuasive Influence

This path helps you build your skills as a persuasive communicator and leader. Not available in printed materials.

[Read More](#)

Presentation Mastery

You cannot purchase this path at this time. This path is currently in progress on your Base Camp transcript.

[Read More](#)

Strategic Relationships

This path helps you build your skills as a leader in communication.

[Read More](#)

Team Collaboration

This path helps you build your skills as a collaborative leader.

[Read More](#)

Visionary Communication

This path helps you build your skills as a strategic communicator and leader. Not available in printed materials.

[Read More](#)

I START PATHWAYS

Welcome to Pathways! This unique learning experience will challenge and inspire you to reach new heights both personally and professionally. Begin by looking at *The Navigator*, which includes essential information about Toastmasters and Pathways, and then find the path that's right for you in the Choose your path tile or explore the Pathways Base Camp tile.

The Navigator

View *The Navigator* to guide you through each step of your journey. Refer to it to support your progress and to answer your questions along the way.

Launch *The Navigator*

Choose your path

What are your interests and goals, and how will you achieve them? Pathways will take you in any direction you want to go.

As a club officer, you can order a path for yourself or for other members:

Yourself

Another Member

Continue to Path Selection

Pathways Base Camp

Base Camp is your online gateway to Pathways and where to access your path once you've enrolled. It tracks your progress and gives you a chance to connect online with other members of your club.

Select your club

Sunrise Toastmasters

Log In as a member

Log In as Base Camp Manager

REACHING YOUR CURRENT EDUCATION GOALS

TOASTMASTERS
INTERNATIONAL

THE

NAVIGATOR

Congratulations! You are officially a member of Toastmasters International. You have joined an organization that for decades has helped people across the world conquer their fears, improve their communication and leadership skills and build their confidence. You are now part of a global community of members working to reach their personal and professional goals.

Each day, thousands of people go to Toastmasters meetings held in communities and organizations around the globe. A club meeting isn't structured like a classroom with an instructor. Instead, it's a supportive group environment where people with diverse skill sets and backgrounds come together to practice their skills and exchange valuable feedback with each other.

CONTINUE

Pathways Doesn't Change the Club Meeting

	Today	With Pathways
Your club meeting has an agenda, meeting roles and speeches	✓	✓
You sign up for a speech and receive an evaluation	✓	✓+ Access and store speech evaluations online
Club members support you and give feedback	✓	✓+ Feedback is also available online through Base Camp
You receive recognition	✓	✓+ Receive digital badges and certificates through Base Camp
The Ice Breaker is your first speech	✓	✓
The VPE tracks your progress	✓	✓
Speeches last 5–7 minutes	✓	✓
Learn 68 competencies	✓	✓+ Learn more than 300 competencies
One communication track, one leadership track	✓	✓+ 10 different learning paths tailored to you

Distinguished Club Program

EDUCATION (SELECT 6 OF 12 GOALS)

Two CC awards

Four Level 1's

Two more CC's

Two Level 2's

One ACB, ACS or ACG award

Two more Level 2's

One more ACB, ACS or ACG

Two Level 3's

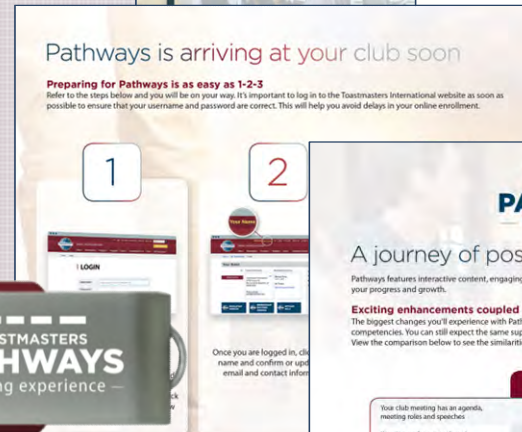

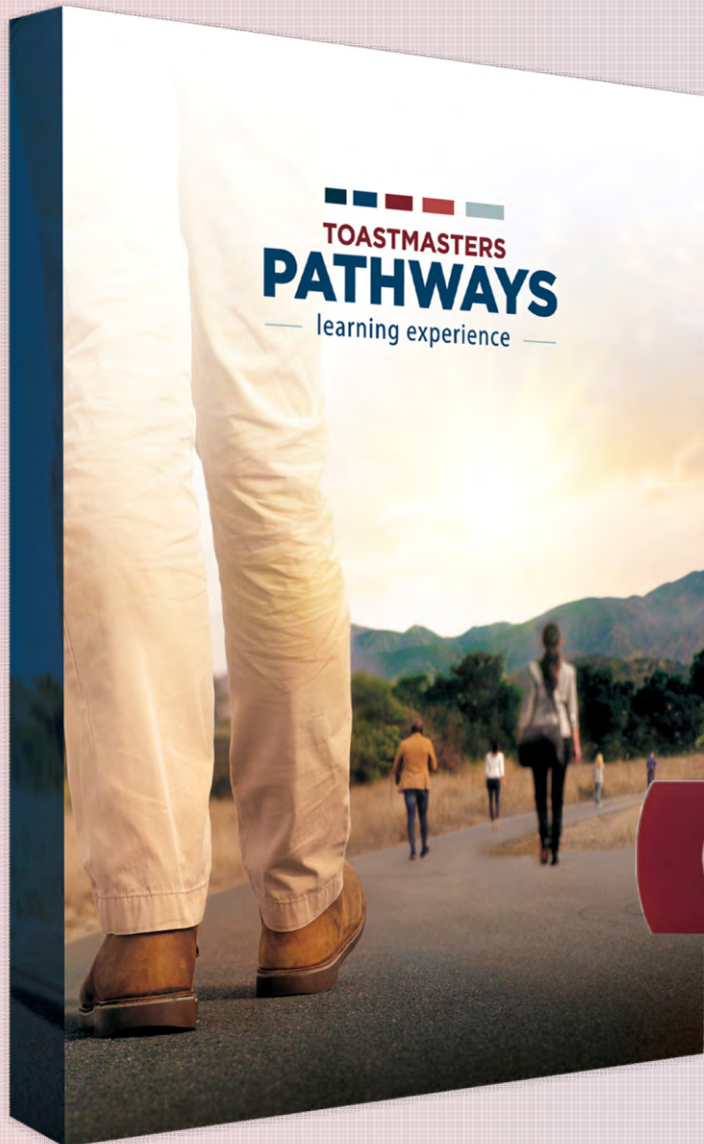
One CL, ALB, ALS or DTM award

One Level 4

One more CL, ALB, ALS or DTM

One Level 5

How to Get Started (rollout kit)



A journey of possibilities and achievement

Pathways features interactive content, engaging videos, skill-building activities and projects, and powerful tools for tracking your progress and growth.

Exciting enhancements coupled with the structure you know
The biggest changes you'll experience with Pathways are the opportunities to grow more skills and master new competencies. You can still expect the same support from your club members and the familiar structure of your club. View the comparison below to see the similarities and learn more about the additional benefits of Pathways:

	Today	With Pathways
Your club meeting has an agenda, meeting roles and speeches	✓	✓
You sign up for a speech and receive an evaluation	✓	✓+ Access and share speech evaluations online
Club members support you and give feedback	✓	✓+ Feedback is also available online through Base Camp
You receive recognition	✓	✓+ Receive digital badges and certificates through Base Camp
The Ice Breaker is your first speech	✓	✓
The VPE tracks your progress	✓	✓
Speeches last 5-7 minutes	✓	✓
Learn 68 competencies	✓	✓+ Learn more than 300 competencies
One communication track, one leadership track	✓	✓+ 16 different learning paths tailored to you

Preparing for enrollment is easy. Simply refer to the steps on the back of this card. Reach your potential with Pathways today!

OTHER HELPFUL TIPS

Check Compatibility

Home Tutorials and Resources **Check Compatibility**

Search



**NAVIGATING
BASE CAMP**

**NAVIGATING
BASE CAMP**

**MY
BADGES**

**SPEECH
EVALUATIONS**

LET'S LOG IN TOGETHER

[Login](#) | [Find a Club](#) | [Start a Club](#) | [Contact Us](#) | [Need Help?](#) Search

TOASTMASTERS INTERNATIONAL WHERE LEADERS ARE MADE [FIND A CLUB](#)

[About](#) | [Membership](#) | [Resources](#) | [Magazine](#) | [Events](#) | [Leadership Central](#) | [Shop](#) | [My Toastmasters](#)

EVERY TOASTMASTER'S JOURNEY STARTS WITH A SINGLE SPEECH

Feedback

Local Support Team

▶ District

- District Leadership Team
- Chief Ambassador
- Ambassadors
- Pathways Guides

▶ Club

- VP Education
- President
- Secretary

